

RODLESS BELT-DRIVE ACTUATOR W/ SOLID BEARINGS

MXB-S

The MXB-S rodless style actuator is a pre-assembled compact linear belt solution for use in applications requiring light to moderate load carrying and guidance. This economical actuator features speeds up to 2540 mm/sec (100 in/sec) and thrusts up to 1859 N (418 lbf). Built-to-order in stroke lengths up to 5080 mm (200 in).

OVERSIZED PULLEY BEARINGS

Drive shaft assembly incorporates oversized shielded/sealed ball bearings for long life and high speeds

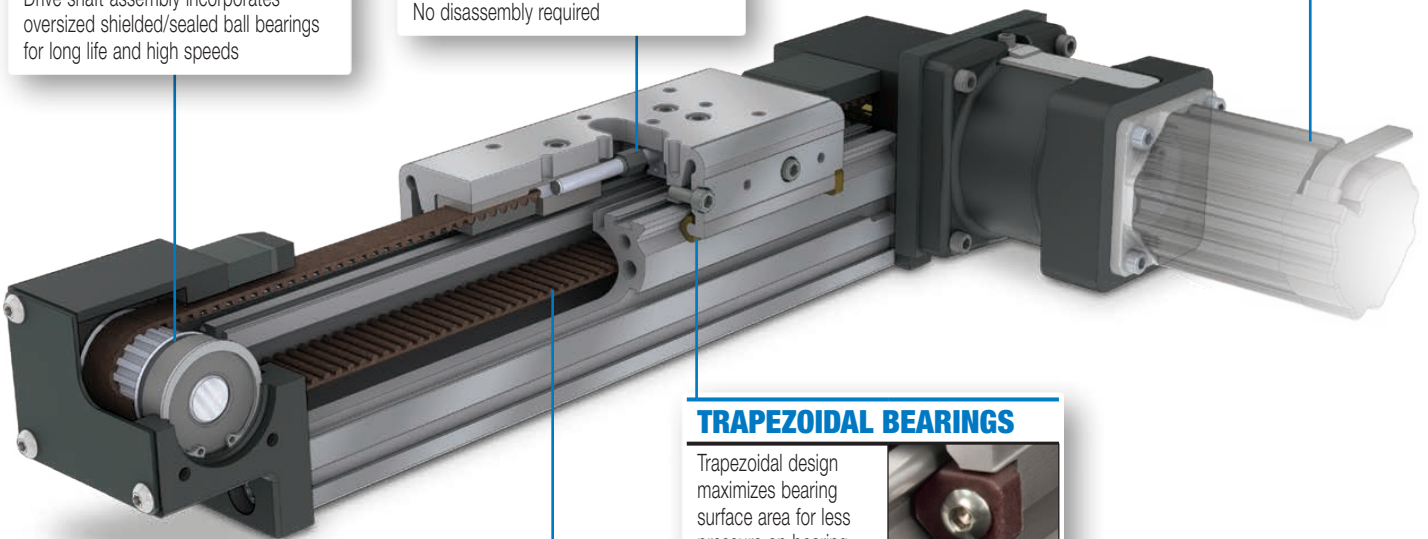
BELT TENSIONING SYSTEM

The open slot on the guide plate permits easy access to the belt tensioning screw. No disassembly required

OVERSIZED PULLEY BEARINGS

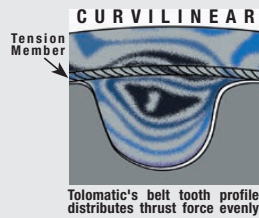
YOU CAN CHOOSE:

Choose ACSI (Integrated servo motor/drive) for a complete motion solution tested and assembled at the factory




STEEL REINFORCED/HTD BELT PROFILE

Belt of polyurethane material reinforced with steel tension members to produce high carrier thrusts without belt stretch.




TRAPEZOIDAL BEARINGS

Trapezoidal design maximizes bearing surface area for less pressure on bearing surfaces; less pressure results in less wear



Flying Knife



Applications:

- Aligning
- Animation
- Assembly
- Camera positioning
- Conveyors
- Cutting
- Diverters
- Inspection
- Laser
- marking
- Material cutting
- Packaging equipment
- Parts transfer
- Pick & place
- Positioning
- Product handling
- Slitting
- Sorting
- Spraying
- Stacking
- Table positioning
- Test stations

Available Options:

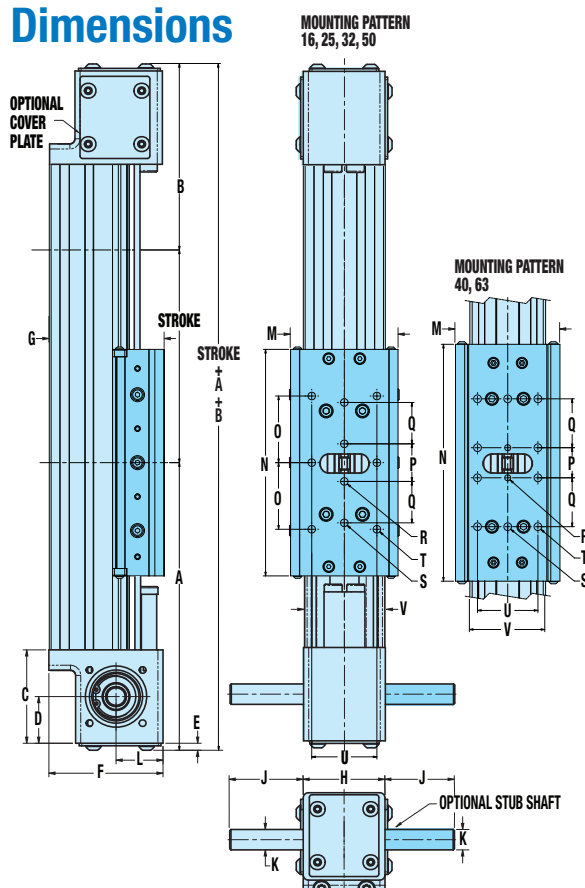
Mounting
Mounting Plates,
Tube Clamps,
Floating Mount

Sensors
With integrated
mounting

RODLESS BELT-DRIVE ACTUATOR W/ SOLID BEARINGS

MXB-S

Dimensions



	MXB16	MXB25	MXB32	MXB40	MXB50	MXB63
A	135.3	173.9	179.3	216.6	217.8	275.1
B	119.0	139.3	163.2	192.7	212.0	262.1
C	50.8	58.0	55.9	78.7	82.6	96.1
D	25.4	29.0	25.4	39.4	40.0	45.3
E	3.8	4.4	4.4	4.4	4.4	4.4
F	52.8	66.0	77.5	93.8	110.6	139.3
G	45.8	58.4	77.8	89.2	112.8	139.7
H	44.5	50.8	69.9	82.6	98.4	111.1
(LMI) J	15.0	57.7	57.7	47.5	47.5	47.5

Measurements in mm

Specifications

MXB SIZE	MAX. THRUST	BELT DEAD LENGTH	MAXIMUM STROKE*
	N	mm	mm
16	169	363.0	5842
25	672	475.5	5181
32	930	556.0	5156
40	1112	633.7	5130
50	1446	692.2	5130
63	1859	917.2	2590

SIZE	MAX. BENDING MOMENTS			MAX. LOAD
	Mx	My	Mz	Fz
	N-m	N-m	N-m	N
16	2.5	2.1	2.8	156
25	6.8	12.4	3.8	311
32	11.3	39.5	15.8	667
40	31.1	67.8	24.9	1,001
50	35.6	131.0	38.5	1,401
63	66.1	264.0	58.8	2,313

Max. Velocity 2540 mm/sec

Repeatability ± 0.051 mm

Temp. Range -12 to 54 °C

	MXB16	MXB25	MXB32	MXB40	MXB50	MXB63
(RP) J	46.6	57.7	57.7	47.5	47.5	47.5
K	Ø9.53	Ø12.70	Ø12.70	Ø12.70	Ø12.70	Ø12.70
L	26.4	29.2	27.9	39.7	41.5	52.2
M	40.1	55.4	72.6	88.2	104.1	142
N	110.0	134.9	153	200	200.9	307.6
O	30.0	39.9	45.0	-	47.8	-
P	-	25.4	25.4	25.4	63.5	76.2
Q	-	27.2	28	41.3	31.8	38.1
R	-	M6x1.0 (2)	M8x1.25 (2)	M8x1.25 (2)	M10x1.5 (2)	M10x1.5 (2)
S	-	M6x1.0 (2)	M8x1.25 (2)	M8x1.25 (2)	M10x1.5 (2)	M10x1.5 (2)
T	M4x0.7 (6)	M6x1.0 (6)	M8x1.25 (6)	M8x1.25 (8)	M10x1.5 (6)	M10x1.5 (8)
U	30.0	30.0	44.0	51.0	65.8	82.6
V	30.00	42.00	55.37	64.00	78.74	100.00



ACTUATOR
SIZING
COMPLETE
INFORMATION,
SIZING
SOFTWARE
AND SOLID
MODELS
AVAILABLE AT:
www.tolomatic.com
CAD
LIBRARY

TolomaticTM
EXCELLENCE IN MOTION

COMPANY WITH
QUALITY SYSTEM
CERTIFIED BY DNV GL
= ISO 9001 =
Certified site: Hamel, MN

USA - Headquarters

Tolomatic Inc.
3800 County Road 116
Hamel, MN 55340, USA
Phone: (763) 478-8000
Toll-Free: **1-800-328-2174**
sales@tolomatic.com
www.tolomatic.com

MEXICO

Centro de Servicio
Parque Tecnológico Innovación
Int. 23, Lateral Estatal 431,
Santiago de Querétaro,
El Marqués, México, C.P. 76246
Phone: +1 (763) 478-8000
help@tolomatic.com

EUROPE

Tolomatic Europe GmbH
Elisabethenstr. 20
65428 Rüsselsheim
Germany
Phone: +49 6142 17604-0
help@tolomatic.eu

CHINA

**Tolomatic Automation Products
(Suzhou) Co. Ltd.**
No. 60 Chuangye Street, Building 2
Huqiu District, SND Suzhou
Jiangsu 215011 - P.R. China
Phone: +86 (512) 6750-8506
TolomaticChina@tolomatic.com

All brand and product names are trademarks or registered trademarks of their respective owners. Information in this document is believed accurate at time of printing. However, Tolomatic assumes no responsibility for its use or for any errors

that may appear in this document. Tolomatic reserves the right to change the design or operation of the equipment described herein and any associated motion products without notice. Information in this document is subject to change without notice.

Visit www.tolomatic.com for the most up-to-date technical information